

Scaled data based on original data using
LM-79-08 Approved Method: Electrical and Photometric Measurements of Solid-
State Lighting Products

Test Report Prepared for
Cooper Lighting Solutions
(formerly Eaton)

Brand: McGRAW-EDISON

Report Number: P386370

Luminaire Tested: **GWC-SA2A-730-U-T3-HSS**

Issue Date: 3/3/2020

Test Information

Test Method: LM-79-08
Report Number: P386370
TEST IS SCALED FROM IESNA LM-79-08 TEST DATA (G2-1903-205-15)
Test Lab: INNOVATION CENTER
Issue Date: 3/3/2020
Manufacturer: COOPER LIGHTING SOLUTIONS (FORMERLY EATON)
Product Line: MCGRAW-EDISON
Catalog Number: GWC-SA2A-730-U-T3-HSS
Description: GALLEON WALL LUMINAIRE
(2) 70 CRI, 3000K, 615mA LIGHTSQUARES WITH 16 LEDS EACH AND TYPE III OPTICS WITH HOUSE SIDE SHIELD
Light Source: -
Ballast/Driver: ELECTRONIC DRIVER

Summary

Lumens per Lamp: N/A
Luminaire Lumens: 6455 lumens
Efficiency: N/A
Efficacy: 97.8 lumens/watt
Luminous Opening: Rectangular (W 1' x L: 0.5' x H: 0')
IES Classification: Type III - Short
BUG Rating: B1 - U0 - G2

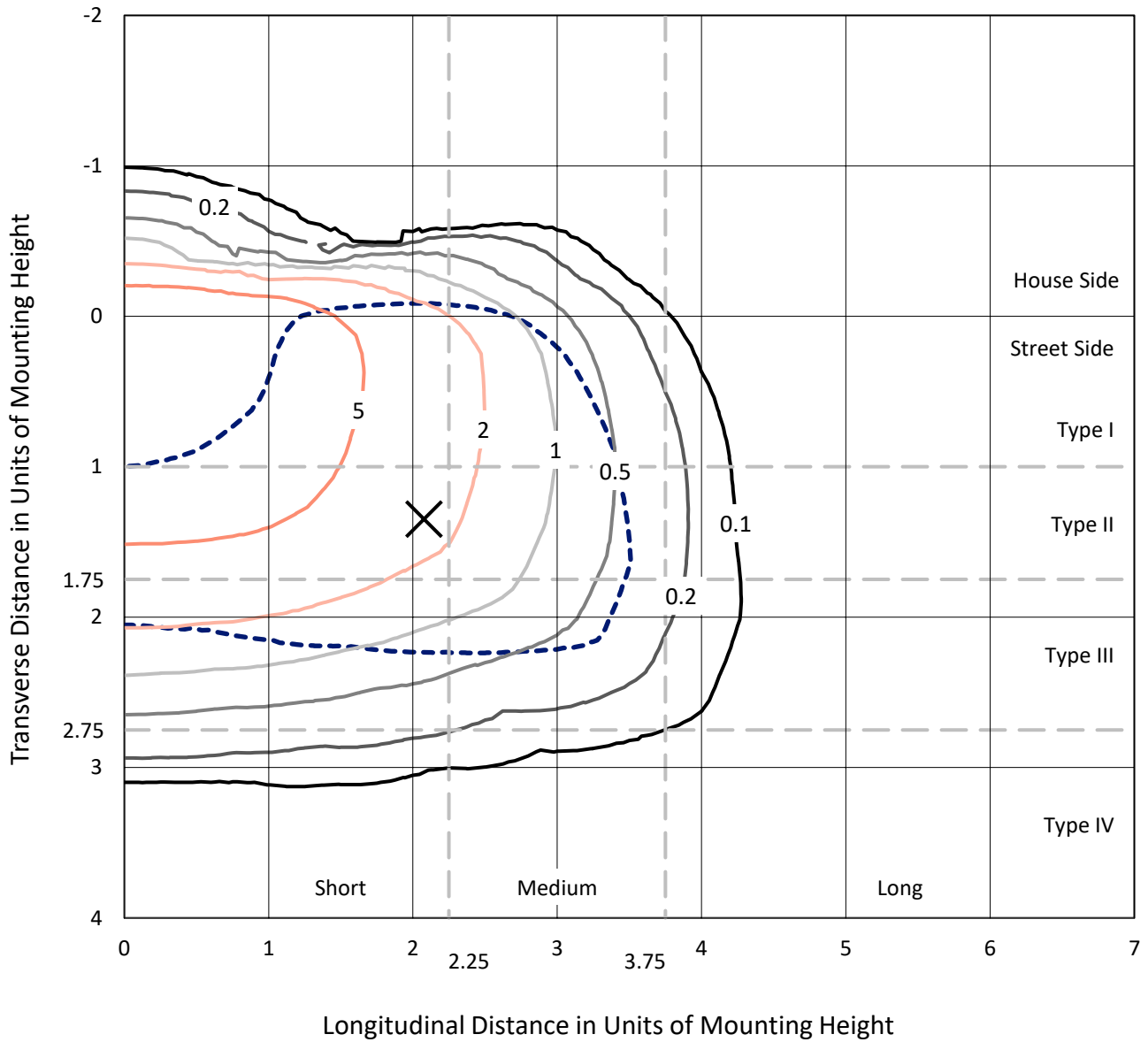
Input Watts (W): 66
Input Voltage (V): NR
Input Current (A_{in}): NR
Voltage Rise (V): NR
Power Factor: NR
Total Harmonic Distortion (THDi): NR
Frequency (hertz): 60
Stabilization Time: NR
Operation Time: NR
Ambient Temperature (°C): NR
Test Distance: 24 FT



REPORT NUMBER: P386370
 CATALOG NUMBER: GWC-SA2A-730-U-T3-HSS

Iso-Footcandle Lines of Horizontal Illumination

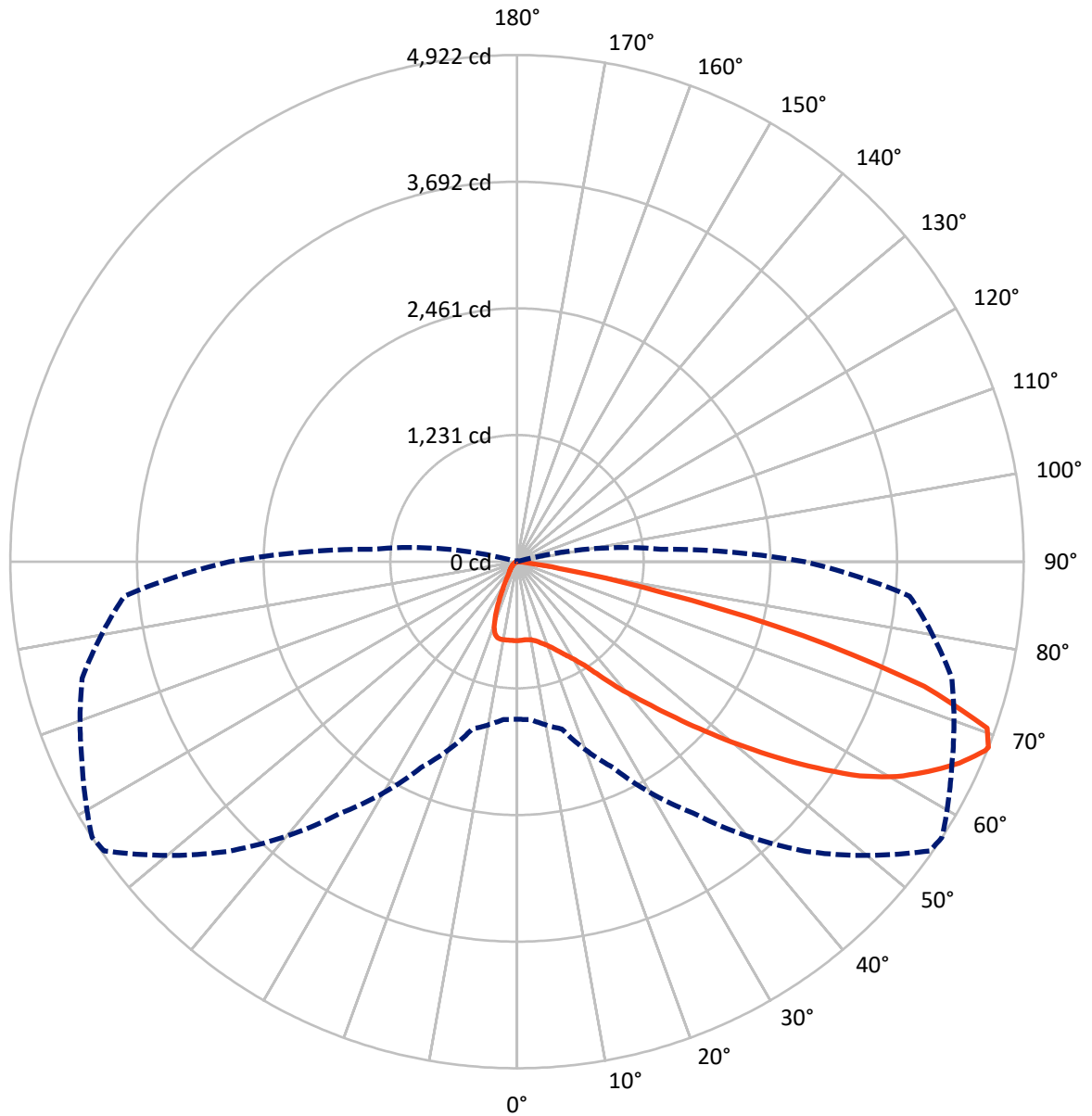
✕ Max cd
 - - - 1/2 Max cd



Based on 10 foot mounting height. Maximum calculated value = 9.9 fc
 Type III - Short - N/A

REPORT NUMBER: P386370
CATALOG NUMBER: GWC-SA2A-730-U-T3-HSS

Luminous Intensity Polar Plot



— Vertical Plane Through 57-Deg Lateral - - - Horizontal Cone Through 68-Deg Vertical

REPORT NUMBER: P386370

CATALOG NUMBER: GWC-SA2A-730-U-T3-HSS

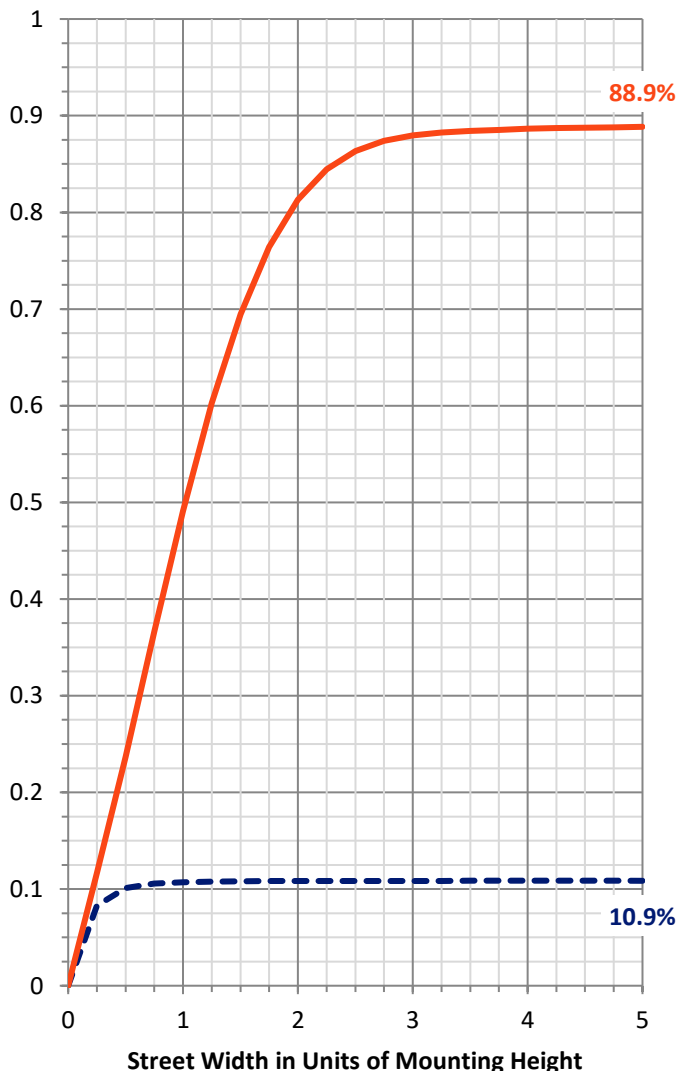
FLUX DISTRIBUTION:

		Downward	Upward	Total
House Side	Lumens	707.8	0.0	707.8
	% Fixture	11.0	0.0	11.0
Street Side	Lumens	5747.2	0.0	5747.2
	% Fixture	89.0	0.0	89.0
Total	Lumens	6455.0	0.0	6455.0
	% Fixture	100.0	0.0	100.0

ZONAL LUMENS:

Zone	Lumens	% Fixture
0°-10°	71.8	1.1
10°-20°	198.9	3.1
20°-30°	343.1	5.3
30°-40°	592.3	9.2
40°-50°	1013.1	15.7
50°-60°	1620.8	25.1
60°-70°	1872.7	29.0
70°-80°	715.6	11.1
80°-90°	26.8	0.4
90°-100°	0.0	0.0
100°-110°	0.0	0.0
110°-120°	0.0	0.0
120°-130°	0.0	0.0
130°-140°	0.0	0.0
140°-150°	0.0	0.0
150°-160°	0.0	0.0
160°-170°	0.0	0.0
170°-180°	0.0	0.0
0°-90°	6455.0	100.0
0°-180°	6455.0	100.0

Coefficient of Utilization



REPORT NUMBER: P386370

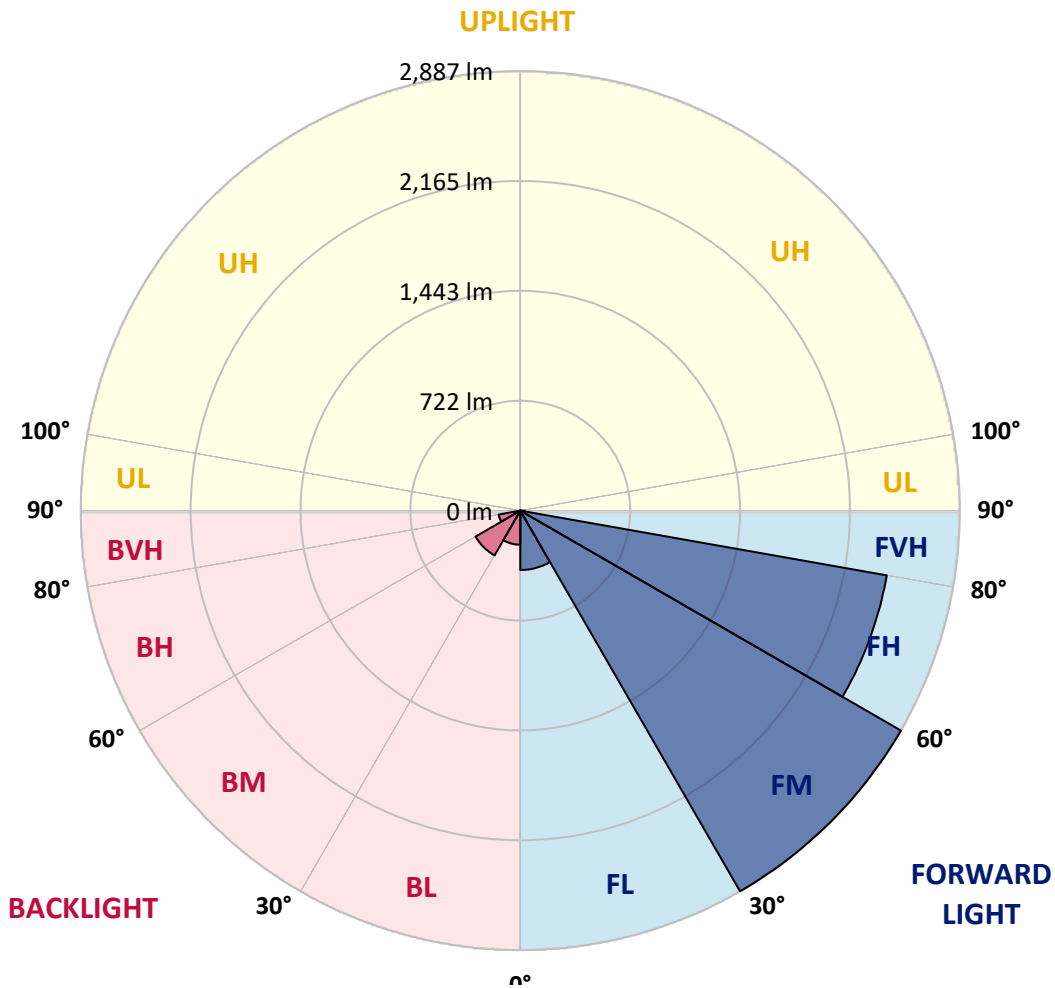
CATALOG NUMBER: GWC-SA2A-730-U-T3-HSS

LUMINAIRE CLASSIFICATION SYSTEM LUMEN TABLE AND BUG RATING:

Zone	Lumens	% Fixture	Zone Rating/Lumen Limit		
			B	U	G
FL (0°-30°)	390.1	6.0			
FM (30°-60°)	2886.6	44.7			
FH (60°-80°)	2444.1	37.9			G2/5000
FVH (80°-90°)	26.3	0.4			G1/100
BL (0°-30°)	223.7	3.5	B1/500		
BM (30°-60°)	339.5	5.3	B1/1000		
BH (60°-80°)	144.2	2.2	B1/500		G1/500
BVH (80°-90°)	0.5	0.0			G0/10
UL (90°-100°)	0.0	0.0		U0/0	
UH (100°-180°)	0.0	0.0		U0/0	

BUG Rating: B1-U0-G2

Type III Short





REPORT NUMBER: P386370

CATALOG NUMBER: GWC-SA2A-730-U-T3-HSS

CANDELA DISTRIBUTION (FULL):

	0°	5°	15°	25°	35°	45°	55°	57°	65°	75°	85°
0°	767.0	767.0	767.0	767.0	767.0	767.0	767.0	767.0	767.0	767.0	767.0
2.5°	749.0	752.4	754.8	756.3	758.2	762.1	763.4	765.2	766.1	766.1	768.2
5°	719.4	723.1	728.3	732.5	741.1	752.1	760.0	763.1	768.6	773.4	776.2
7.5°	691.9	696.2	702.3	712.4	727.0	744.7	761.2	765.5	776.2	786.6	791.7
10°	674.2	677.6	685.5	699.9	719.1	743.8	767.0	772.2	790.5	807.9	817.7
12.5°	668.1	671.2	679.4	695.6	719.4	748.4	780.5	788.1	814.9	840.3	854.0
15°	677.0	677.6	686.4	701.7	725.2	759.7	802.7	811.9	845.8	878.7	895.8
17.5°	711.2	708.4	713.0	719.7	738.3	774.7	826.2	840.0	885.1	923.9	940.1
20°	796.6	796.6	786.3	767.9	768.2	797.9	858.0	873.5	928.8	973.7	988.3
22.5°	942.8	940.1	919.3	874.5	833.3	837.8	896.7	916.9	981.3	1029.2	1034.1
25°	1118.6	1115.3	1083.2	1020.1	948.6	902.5	949.2	972.4	1043.9	1086.3	1076.2
27.5°	1304.8	1302.1	1270.3	1191.9	1090.3	1005.7	1011.8	1033.8	1107.7	1149.5	1117.4
30°	1485.2	1486.1	1454.7	1374.1	1259.0	1137.3	1091.2	1104.0	1169.6	1212.0	1166.3
32.5°	1656.7	1658.0	1630.8	1540.8	1433.3	1290.2	1201.1	1197.7	1241.6	1283.5	1231.0
35°	1809.7	1812.7	1794.1	1724.2	1610.4	1460.5	1343.6	1335.7	1343.9	1391.2	1330.2
37.5°	1957.1	1958.9	1944.9	1886.0	1790.7	1647.6	1523.7	1512.4	1494.7	1531.0	1461.1
40°	2118.5	2114.0	2097.8	2044.4	1962.6	1854.2	1717.2	1697.6	1666.8	1699.2	1633.2
42.5°	2268.7	2263.5	2266.3	2205.8	2136.9	2066.7	1942.7	1909.2	1891.2	1928.4	1844.5
45°	2456.4	2453.7	2462.8	2410.3	2354.5	2303.5	2201.3	2164.6	2156.7	2200.3	2099.9
47.5°	2641.7	2648.4	2676.8	2654.5	2631.9	2587.1	2475.0	2458.6	2463.5	2516.3	2369.4
50°	2796.1	2804.1	2881.9	2907.5	2940.2	2914.0	2801.6	2791.6	2810.8	2858.4	2659.4
52.5°	2907.9	2924.0	3020.8	3138.9	3257.9	3275.6	3163.6	3154.5	3180.4	3187.7	2883.4
55°	2985.4	2999.7	3109.3	3325.4	3567.7	3644.1	3574.5	3539.1	3534.2	3461.8	3119.1
57.5°	2999.1	2997.6	3155.1	3446.0	3810.7	4007.6	3963.6	3928.8	3828.7	3715.2	3389.2
60°	2921.6	2930.4	3113.3	3487.8	3963.3	4282.6	4285.9	4240.8	4084.8	3961.5	3651.1
62.5°	2682.9	2718.9	2903.6	3378.2	3961.5	4393.4	4522.2	4487.7	4301.2	4163.2	3916.6
65°	2295.9	2308.7	2484.8	3002.8	3693.8	4347.0	4734.9	4722.1	4496.2	4359.2	4053.0
67.5°	1676.6	1648.8	1833.8	2364.6	3127.3	4076.6	4887.5	4903.7	4646.7	4399.5	3907.8
68°	1530.1	1538.3	1682.4	2206.8	2979.0	3981.0	4897.6	4922.3	4661.7	4373.2	3828.4
70°	912.0	927.9	1056.4	1519.4	2266.3	3440.5	4788.9	4845.4	4572.5	4102.5	3311.4
72.5°	232.9	251.8	373.3	680.0	1294.4	2424.1	4042.7	4138.2	3970.0	3328.1	2235.4
75°	95.8	100.7	133.4	224.0	482.3	1092.1	2664.6	2869.1	2752.2	1992.5	1010.3
77.5°	66.2	69.6	85.8	124.2	208.8	370.2	1306.4	1454.1	1310.0	680.0	220.4
80°	47.6	50.4	61.3	82.7	120.0	132.2	425.8	492.3	391.0	149.3	54.6
82.5°	28.4	30.5	45.8	58.9	72.9	63.2	105.9	120.3	113.2	74.2	24.4
85°	14.0	16.5	30.8	42.1	39.4	26.6	32.4	36.0	44.6	45.2	13.1
87.5°	0.9	1.8	18.0	25.3	11.0	6.1	9.5	11.6	15.9	22.3	5.5
90°	0.0	0.0	0.0	0.0	0.0	0.0	0.0	0.0	0.0	0.0	0.0



REPORT NUMBER: P386370
 CATALOG NUMBER: GWC-SA2A-730-U-T3-HSS

CANDELA DISTRIBUTION (continued):

	90°	95°	105°	115°	125°	135°	145°	155°	165°	175°	180°
0°	767.0	767.0	767.0	767.0	767.0	767.0	767.0	767.0	767.0	767.0	767.0
2.5°	769.2	769.5	767.3	766.4	767.0	763.4	761.8	762.4	762.4	763.4	761.8
5°	776.8	776.8	773.1	768.2	765.5	758.5	753.9	752.7	751.8	751.2	749.9
7.5°	793.3	791.4	785.0	774.3	765.2	749.9	738.3	732.2	729.2	728.0	727.0
10°	819.8	816.5	805.8	785.9	764.9	737.7	712.4	694.4	679.4	673.3	669.7
12.5°	855.5	850.7	832.6	799.7	762.8	712.7	657.8	605.0	555.8	535.7	525.6
15°	896.7	889.7	861.3	811.3	750.2	656.2	536.9	444.4	376.3	350.7	339.7
17.5°	938.6	929.4	886.4	818.6	712.7	539.3	376.6	284.5	239.0	226.8	222.5
20°	980.7	967.3	908.0	813.1	627.8	388.9	248.5	207.9	194.7	191.1	189.8
22.5°	1020.7	999.9	927.6	791.7	497.2	261.0	196.6	183.7	179.5	177.3	176.7
25°	1055.5	1026.5	944.7	725.8	351.9	197.2	177.0	172.8	167.3	163.3	163.6
27.5°	1088.1	1053.0	955.0	617.2	234.7	168.5	163.9	158.1	148.0	142.2	142.2
30°	1127.5	1088.4	962.7	474.9	172.8	148.9	145.3	136.4	122.7	115.1	115.1
32.5°	1186.7	1142.1	957.8	333.3	143.1	130.9	122.4	110.2	95.2	87.9	87.6
35°	1277.4	1225.2	923.0	218.5	126.4	113.8	100.1	85.2	72.0	65.9	65.6
37.5°	1399.4	1336.3	844.9	156.3	113.2	98.0	81.5	65.0	55.2	51.3	51.0
40°	1557.9	1465.4	733.1	126.7	101.0	82.7	62.9	50.4	43.6	40.6	40.9
42.5°	1748.0	1603.6	599.2	109.3	89.1	68.1	49.1	39.7	35.4	33.3	32.7
45°	1959.2	1740.1	458.7	97.4	77.2	54.9	38.5	31.4	28.1	26.9	26.9
47.5°	2191.5	1872.8	335.7	87.0	64.4	42.4	30.8	25.6	22.9	22.0	21.7
50°	2402.4	1965.0	242.0	76.0	52.8	33.6	25.0	21.4	19.5	18.3	18.3
52.5°	2578.2	1994.0	178.2	64.1	42.7	26.9	20.8	18.3	16.5	15.6	15.6
55°	2733.0	1982.1	132.5	52.8	34.5	22.0	17.7	15.6	14.0	13.1	13.1
57.5°	2881.3	1943.7	98.9	43.0	27.8	17.7	15.0	13.1	11.6	11.0	11.0
60°	3002.5	1879.6	73.6	34.8	22.3	14.3	12.5	10.7	9.5	8.5	8.5
62.5°	3100.8	1808.7	54.0	28.7	17.7	11.3	9.8	8.9	7.0	6.1	6.1
65°	3101.4	1691.2	40.6	23.8	13.7	8.9	7.3	7.0	4.6	3.7	3.4
67.5°	2877.0	1458.0	31.1	20.4	10.7	6.7	5.5	5.8	2.4	1.5	1.2
68°	2795.5	1398.8	29.3	20.1	10.1	6.4	5.2	5.8	2.1	1.2	0.9
70°	2356.9	1112.8	23.5	19.5	8.9	4.9	4.3	5.8	1.8	0.9	0.6
72.5°	1507.5	645.9	17.4	15.6	6.7	3.7	2.7	5.2	1.8	0.6	0.3
75°	641.6	200.2	11.9	11.0	4.0	2.7	1.8	3.4	1.2	0.3	0.0
77.5°	135.2	45.2	7.0	6.7	2.7	1.8	1.2	0.9	0.3	0.0	0.0
80°	34.8	13.1	3.7	3.4	1.5	0.9	0.6	0.0	0.0	0.0	0.0
82.5°	11.0	5.2	2.1	1.5	0.6	0.0	0.0	0.0	0.0	0.0	0.0
85°	5.5	3.1	1.2	0.6	0.0	0.0	0.0	0.0	0.0	0.0	0.0
87.5°	3.1	0.9	0.3	0.0	0.0	0.0	0.0	0.0	0.0	0.0	0.0
90°	0.0	0.0	0.0	0.0	0.0	0.0	0.0	0.0	0.0	0.0	0.0

Signify Classified - Internal
Cooper Lighting Solutions Photometric Lab
1121 Highway 74 South
Peachtree City, GA 30269

Scaled Data Report



Report Generated By 670245982

Signify Classified - Internal
Cooper Lighting Solutions Photometric Lab
1121 Highway 74 South
Peachtree City, GA 30269

Scaled Data Report



Signify Classified - Internal
Cooper Lighting Solutions Photometric Lab
1121 Highway 74 South
Peachtree City, GA 30269

Scaled Data Report



Signify Classified - Internal
Cooper Lighting Solutions Photometric Lab
1121 Highway 74 South
Peachtree City, GA 30269

Scaled Data Report





--- HS — SS

Signify Classified - Internal
Cooper Lighting Solutions Photometric Lab
1121 Highway 74 South
Peachtree City, GA 30269

Scaled Data Report



u

Signify Classified - Internal
Cooper Lighting Solutions Photometric Lab
1121 Highway 74 South
Peachtree City, GA 30269

Scaled Data Report



Signify Classified - Internal
Cooper Lighting Solutions Photometric Lab
1121 Highway 74 South
Peachtree City, GA 30269

Scaled Data Report



(END OF REPORT)